

2023 ROGER MILLS COUNTY ASSESSOR'S OFFICE REPORT TO THE EXCISE BOARD

07/27/2023

City/Village								
DISTRICT	DESCRIPTION	PERSONAL PROPERTY	REAL PROPERTY	PUBLIC SERVICE	TOTAL VALUATION	HOMESTEAD EXEMPTIONS	OTHER EXEMPTIONS	NET VALUATION
I-66M	Town of Hammon	71,132	1,416,170	198,554	1,685,856	76,250	6,186	1,603,420
I-6M	Town of Reydon	36,769	372,792	63,859	473,420	18,000	0	455,420
I-7C	Town of Strong City	0	147,154	0	147,154	13,659	0	133,495
I-7M	City of Cheyenne	1,492,821	3,055,485	856,983	5,405,289	130,500	0	5,274,789
CITY/VILLAGE TOTAL VALUATION		1,600,722	4,991,601	1,119,396	7,711,719	238,409	6,186	7,467,124

County								
DISTRICT	DESCRIPTION	PERSONAL PROPERTY	REAL PROPERTY	PUBLIC SERVICE	TOTAL VALUATION	HOMESTEAD EXEMPTIONS	OTHER EXEMPTIONS	NET VALUATION
C001	Roger Mills County	101,568,523	27,208,467	10,071,006	138,847,996	738,571	156,847	137,952,578
COUNTY TOTAL VALUATION		101,568,523	27,208,467	10,071,006	138,847,996	738,571	156,847	137,952,578

Fire-District								
DISTRICT	DESCRIPTION	PERSONAL PROPERTY	REAL PROPERTY	PUBLIC SERVICE	TOTAL VALUATION	HOMESTEAD EXEMPTIONS	OTHER EXEMPTIONS	NET VALUATION
E001	EMS	95,454,668	25,212,299	9,779,177	130,446,144	691,571	156,847	129,597,726
E002	EMS - Leedey	6,113,855	1,996,168	291,829	8,401,852	47,000	0	8,354,852
FIRE-DISTRICT TOTAL VALUATION		101,568,523	27,208,467	10,071,006	138,847,996	738,571	156,847	137,952,578

School								
DISTRICT	DESCRIPTION	PERSONAL PROPERTY	REAL PROPERTY	PUBLIC SERVICE	TOTAL VALUATION	HOMESTEAD EXEMPTIONS	OTHER EXEMPTIONS	NET VALUATION
S017	Cheyenne	36,851,910	11,160,435	3,941,948	51,954,293	337,876	93,066	51,523,351
S013	Leedey	6,113,855	1,996,168	291,829	8,401,852	47,000	0	8,354,852
S016	Reydon	19,185,211	4,904,772	1,891,900	25,981,883	126,500	5,839	25,849,544
SI15	Sweetwater	11,616,119	2,213,270	611,218	14,440,607	35,945	12,224	14,392,438
SI66	Hammon	20,204,917	5,931,315	2,294,060	28,430,292	158,250	45,718	28,226,324
SJ2V	Merritt	486,664	136,170	33,722	656,556	3,000	0	653,556
SJ31	Sayre	6,486,431	726,553	798,643	8,011,627	28,000	0	7,983,627
SJ6V	Elk City	623,416	139,784	207,686	970,886	2,000	0	968,886
SCHOOL TOTAL VALUATION		101,568,523	27,208,467	10,071,006	138,847,996	738,571	156,847	137,952,578

2023 ROGER MILLS COUNTY ASSESSOR'S OFFICE REPORT TO THE EXCISE BOARD

07/27/2023

Vo-Tech								
DISTRICT	DESCRIPTION	PERSONAL PROPERTY	REAL PROPERTY	PUBLIC SERVICE	TOTAL VALUATION	HOMESTEAD EXEMPTIONS	OTHER EXEMPTIONS	NET VALUATION
V012	Western Tech Center	39,417,547	9,147,092	3,945,329	52,509,968	227,195	57,942	52,224,831
VO-TECH TOTAL VALUATION		39,417,547	9,147,092	3,945,329	52,509,968	227,195	57,942	52,224,831


I, Sarah Batterton, Assessor of Roger Mills County Oklahoma, do hereby certify that the foregoing is a true and correct statement of valuations for Real Estate, Personal Property, Public Service and Homestead Exemptions as certified by the State Board of Equalization and shown by the records in the County Assessor's office. Subscribed by my name and affixed the seal of the County Assessor's office on this day of 07/27/2023.

State of Oklahoma)
) SS
 Roger Mills County)

Sarah Batterton

7.27.23
Date

Sarah Batterton
 County Assessor
 Roger Mills County



I, Jymay McLeod, County Clerk of Roger Mills County Oklahoma, do hereby certify that the above is a true, correct and complete list of the valuations of Roger Mills County Oklahoma as certified by the Roger Mills County Assessor's office.

Jymay McLeod
 County Clerk
 Roger Mills County

Jymay McLeod

Mike Wilcox

Jack Egan

8-7-23
Date



Excise Board:

J Taylor

Real	Count	Value
Agricultural	14	819
Commercial	41	197,537
Residential	331	1,217,814
Total Real Value	386	1,416,170

Homestead	74	76,250
Veteran	1	6,186
Other	0	0
Total Exempt	78	82,436

TIF Increment Value

Net Assessed 1,333,734

Net Assessed Under Protest

Senior Freeze	6	19,191
Capped Parcels	212	411,946

Personal	Count	Value
Agricultural	4	3,826
Commercial	14	59,896
Mobile Home	2	7,410
Total Personal	20	71,132

Total Exempt 0 0

TIF Increment Value

Net Assessed 71,132

Net Assessed Under Protest

Public Service	Count	Value
Total PS Value	5	198,554

TIF Increment Value

Net Assessed 198,554

District Totals

Total Gross Value	1,685,856
Homestead Loss	76,250
Other Exemption Loss	6,186

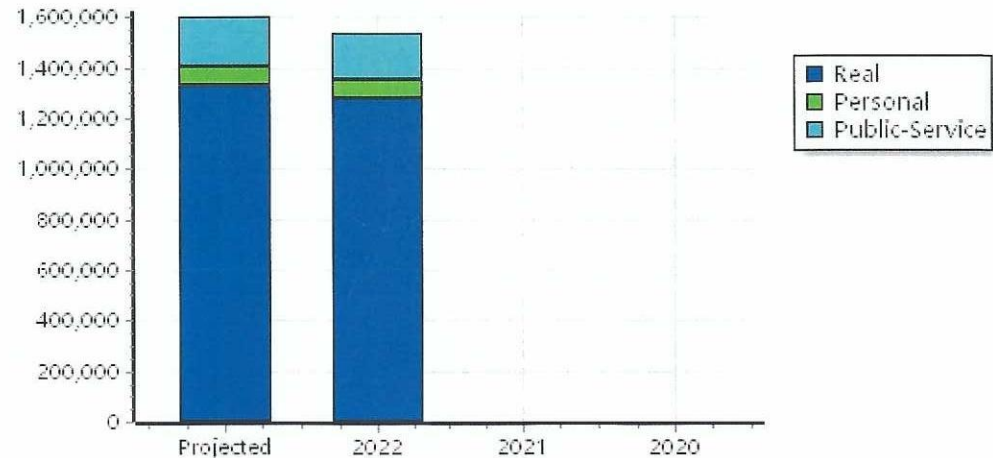
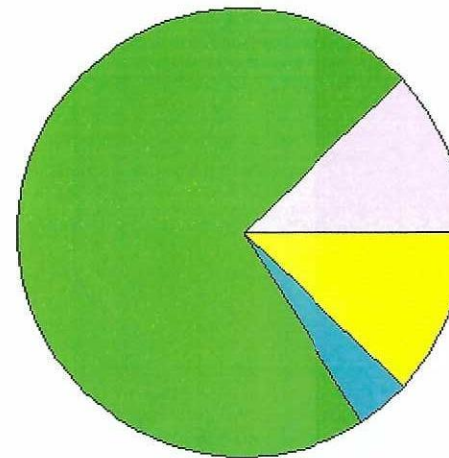
TIF Increment Value

Retained TIF Value

Net Assessed Value 1,603,420

Net Assessed Under Protest

* Public Service Protests Values are not included on this report.



Real	Count	Value
Agricultural	3	22,651
Commercial	30	61,039
Residential	116	289,102
Total Real Value	149	372,792

Homestead	18	18,000
Veteran	0	0
Other	0	0
Total Exempt	18	18,000

TIF Increment Value

Net Assessed		354,792
---------------------	--	----------------

Net Assessed Under Protest

Senior Freeze	0	0
Capped Parcels	93	131,987

Personal	Count	Value
Agricultural	3	1,983
Commercial	7	34,786
Mobile Home	0	0
Total Personal	10	36,769

Total Exempt	0	0
---------------------	----------	----------

TIF Increment Value

Net Assessed		36,769
---------------------	--	---------------

Net Assessed Under Protest

Public Service	Count	Value
Total PS Value	4	63,859

TIF Increment Value

Net Assessed		63,859
---------------------	--	---------------

District Totals

Total Gross Value	473,420
-------------------	---------

Homestead Loss	18,000
----------------	--------

Other Exemption Loss	0
----------------------	---

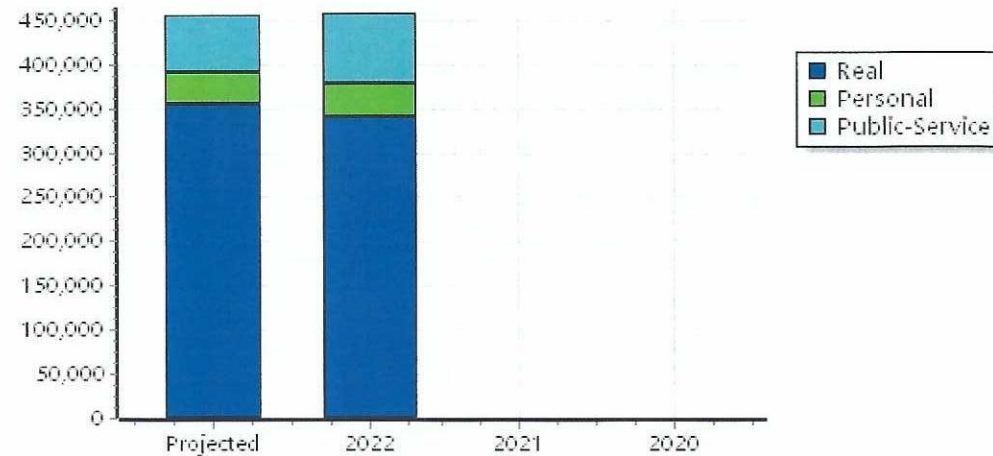
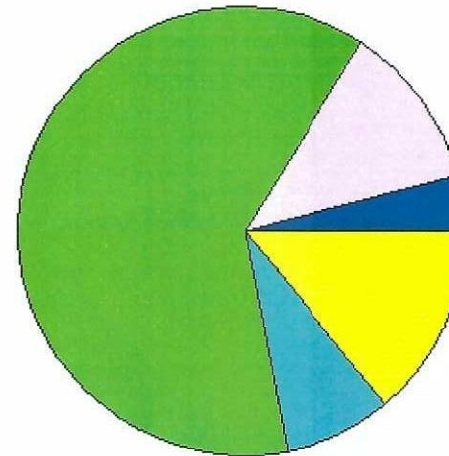
TIF Increment Value

Retained TIF Value

Net Assessed Value	455,420
---------------------------	----------------

Net Assessed Under Protest

* Public Service Protests Values are not included on this report.



Real	Count	Value
Agricultural	4	2,261
Commercial	0	0
Residential	132	144,893
Total Real Value	136	147,154
Homestead	14	13,659
Veteran	0	0
Other	0	0
Total Exempt	14	13,659

TIF Increment Value

Net Assessed 133,495

Net Assessed Under Protest

Senior Freeze	2	14,266
Capped Parcels	24	35,470

Personal	Count	Value
Agricultural	0	0
Commercial	0	0
Mobile Home	0	0
Total Personal	0	0
Total Exempt	0	0

TIF Increment Value

Net Assessed 0

Net Assessed Under Protest

Public Service	Count	Value
Total PS Value	0	0

TIF Increment Value

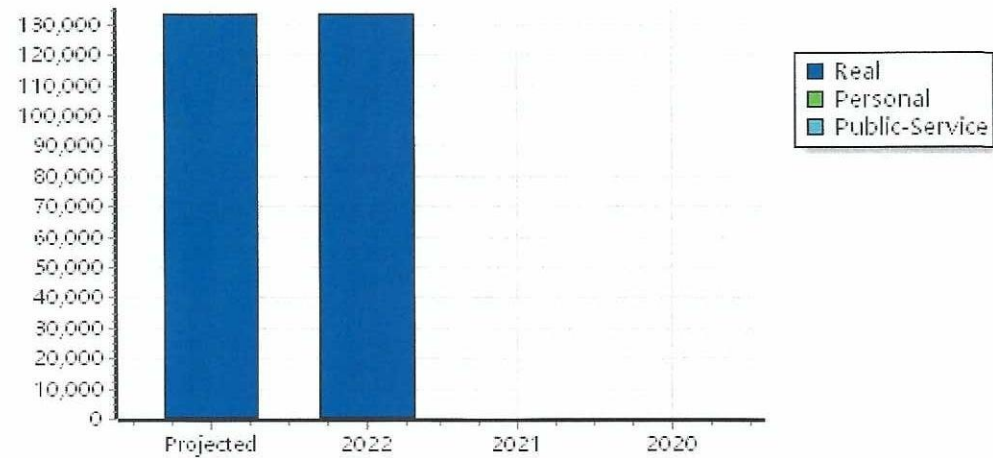

Net Assessed 0

District Totals

Total Gross Value	147,154
Homestead Loss	13,659
Other Exemption Loss	0
TIF Increment Value	
Retained TIF Value	
Net Assessed Value	133,495

Net Assessed Under Protest

* Public Service Protests Values are not included on this report.



Real	Count	Value
Agricultural	1	342
Commercial	94	596,668
Residential	491	2,458,475
Total Real Value	586	3,055,485
Homestead	131	130,500
Veteran	0	0
Other	0	0
Total Exempt	131	130,500

TIF Increment Value

Net Assessed 2,924,985

Net Assessed Under Protest

Senior Freeze	3	9,148
Capped Parcels	332	651,972

Personal	Count	Value
Agricultural	8	7,253
Commercial	75	1,465,005
Mobile Home	6	20,563
Total Personal	89	1,492,821
Total Exempt	0	0

TIF Increment Value

Net Assessed 1,492,821

Net Assessed Under Protest

Public Service	Count	Value
Total PS Value	10	856,983

TIF Increment Value

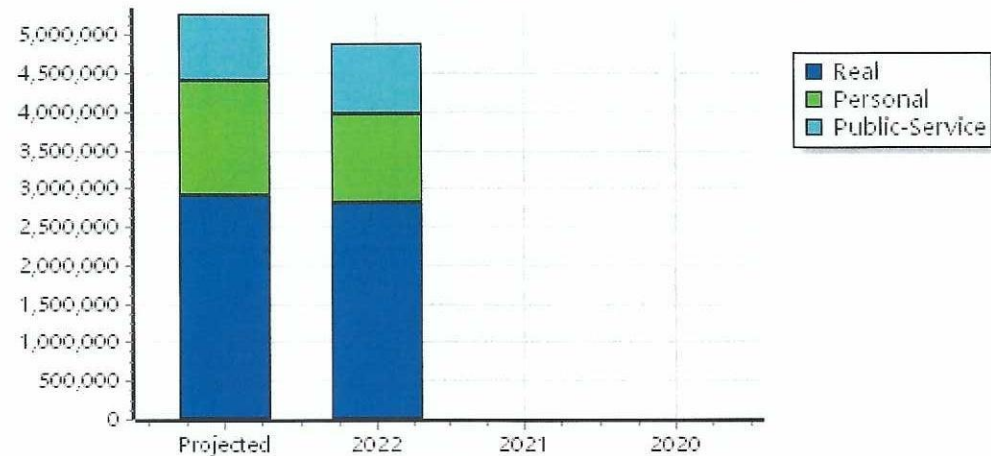
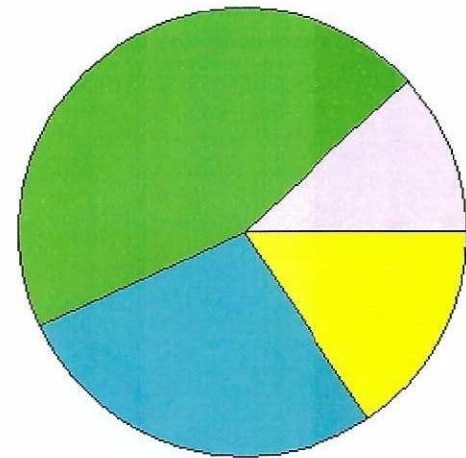
Net Assessed 856,983

District Totals

Total Gross Value	5,405,289
Homestead Loss	130,500
Other Exemption Loss	0
TIF Increment Value	
Retained TIF Value	
Net Assessed Value	5,274,789

Net Assessed Under Protest

* Public Service Protests Values are not included on this report.



Real	Count	Value
Agricultural	4,519	16,483,801
Commercial	264	1,671,160
Residential	1,702	9,053,506
Total Real Value	6,485	27,208,467

Homestead	742	738,571
Veteran	13	156,847
Other	0	0
Total Exempt	759	895,418

TIF Increment Value

Net Assessed 26,313,049

Net Assessed Under Protest

Senior Freeze	20	79,541
Capped Parcels	2,018	4,572,759

Personal	Count	Value
Agricultural	590	2,723,409
Commercial	383	98,521,803
Mobile Home	73	323,311
Total Personal	1,046	101,568,523

Total Exempt 0 0

TIF Increment Value

Net Assessed 101,568,523

Net Assessed Under Protest

Public Service	Count	Value
Total PS Value	112	10,071,006

TIF Increment Value

Net Assessed 10,071,006

District Totals

Total Gross Value	138,847,996
Homestead Loss	738,571
Other Exemption Loss	156,847

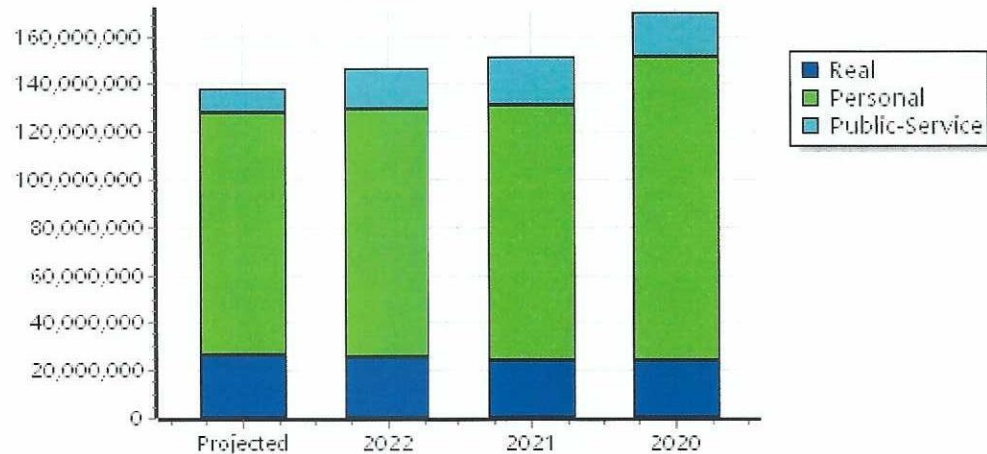
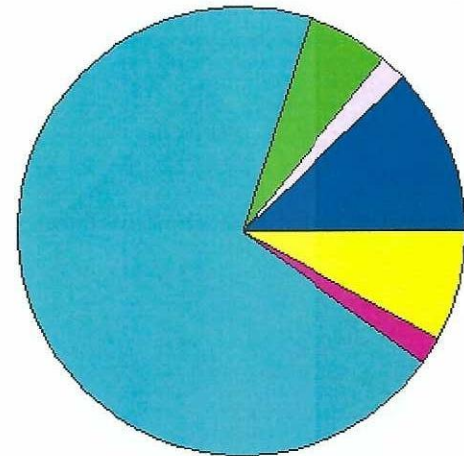
TIF Increment Value

Retained TIF Value

Net Assessed Value 137,952,578

Net Assessed Under Protest

* Public Service Protests Values are not included on this report.



Real	Count	Value
Agricultural	3,906	14,822,707
Commercial	259	1,655,491
Residential	1,670	8,734,101
Total Real Value	5,835	25,212,299
Homestead	695	691,571
Veteran	13	156,847
Other	0	0
Total Exempt	712	848,418

TIF Increment Value

Net Assessed 24,363,881

Net Assessed Under Protest

Senior Freeze	20	79,541
Capped Parcels	1,911	4,302,071

Personal	Count	Value
Agricultural	520	2,389,858
Commercial	349	92,759,535
Mobile Home	69	305,275
Total Personal	938	95,454,668
Total Exempt	0	0

TIF Increment Value

Net Assessed 95,454,668

Net Assessed Under Protest

Public Service	Count	Value
Total PS Value	103	9,779,177

TIF Increment Value

Net Assessed 9,779,177

District Totals

Total Gross Value	130,446,144
Homestead Loss	691,571
Other Exemption Loss	156,847

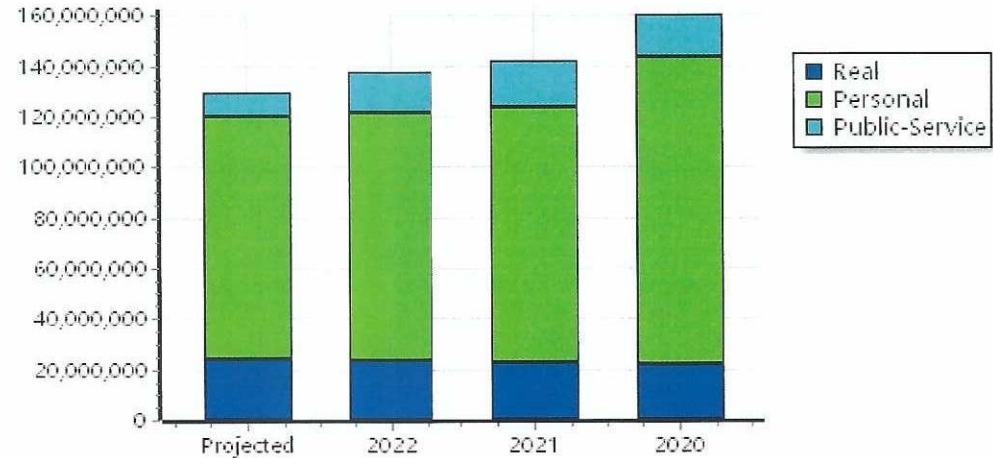
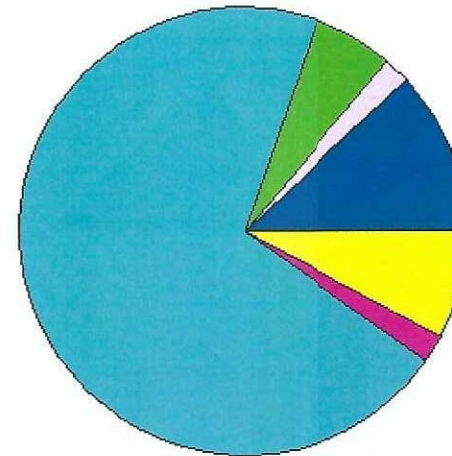
TIF Increment Value

Retained TIF Value

Net Assessed Value 129,597,726

Net Assessed Under Protest

* Public Service Protests Values are not included on this report.



Real	Count	Value
Agricultural	613	1,661,094
Commercial	5	15,669
Residential	32	319,405
Total Real Value	650	1,996,168
Homestead	47	47,000
Veteran	0	0
Other	0	0
Total Exempt	47	47,000

TIF Increment Value

Net Assessed 1,949,168

Net Assessed Under Protest

Senior Freeze	0	0
Capped Parcels	107	270,688

Personal	Count	Value
Agricultural	70	333,551
Commercial	34	5,762,268
Mobile Home	4	18,036
Total Personal	108	6,113,855
Total Exempt	0	0

TIF Increment Value

Net Assessed 6,113,855

Net Assessed Under Protest

Public Service	Count	Value
Total PS Value	9	291,829

TIF Increment Value

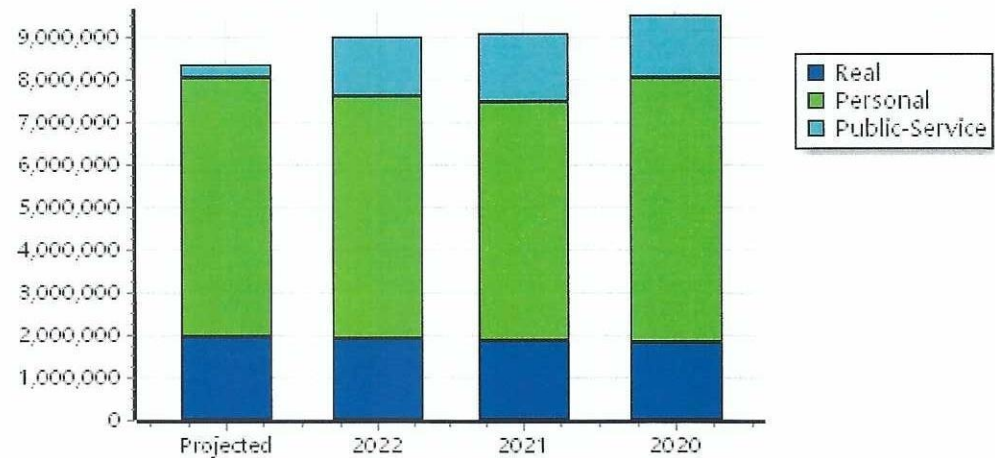
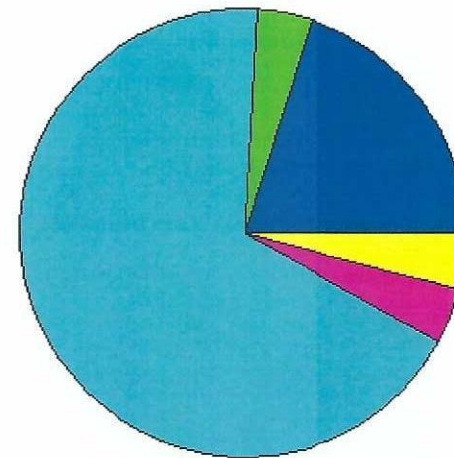
Net Assessed 291,829

District Totals

Total Gross Value	8,401,852
Homestead Loss	47,000
Other Exemption Loss	0
TIF Increment Value	
Retained TIF Value	
Net Assessed Value	8,354,852

Net Assessed Under Protest

* Public Service Protests Values are not included on this report.



Real	Count	Value
Agricultural	1,662	6,006,684
Commercial	128	854,280
Residential	833	4,299,471
Total Real Value	2,623	11,160,435
Homestead	342	337,876
Veteran	7	93,066
Other	0	0
Total Exempt	349	430,942

TIF Increment Value

Net Assessed 10,729,493

Net Assessed Under Protest

Senior Freeze	9	38,173
Capped Parcels	854	1,894,616

Personal	Count	Value
Agricultural	220	1,034,406
Commercial	152	35,655,145
Mobile Home	35	162,359
Total Personal	407	36,851,910
Total Exempt	0	0

TIF Increment Value

Net Assessed 36,851,910

Net Assessed Under Protest

Public Service	Count	Value
Total PS Value	29	3,941,948

TIF Increment Value

Net Assessed 3,941,948

District Totals

Total Gross Value	51,954,293
Homestead Loss	337,876
Other Exemption Loss	93,066

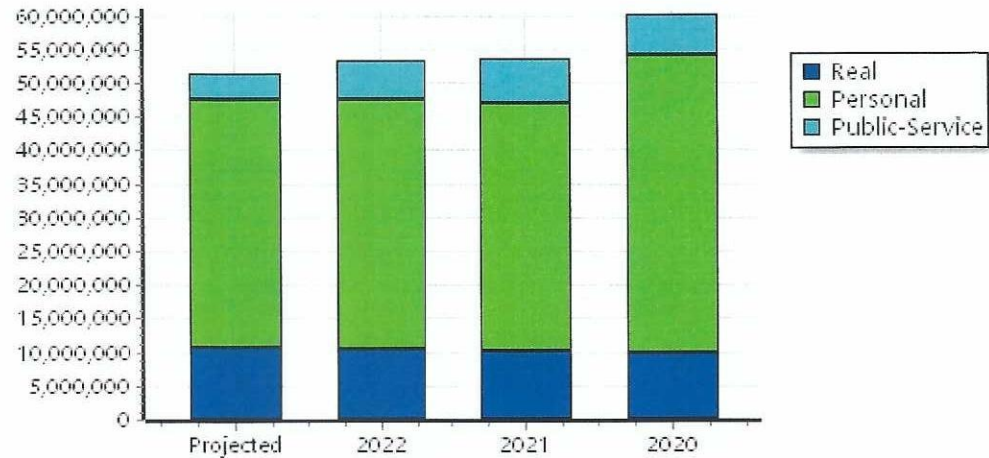
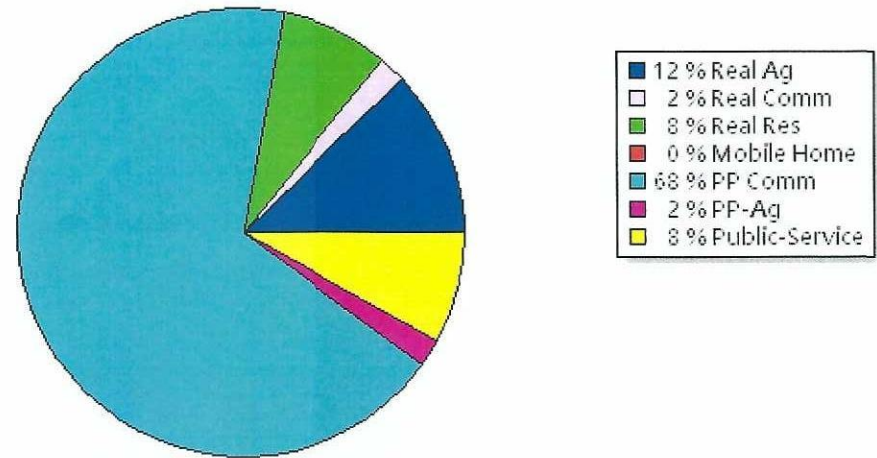
TIF Increment Value

Retained TIF Value

Net Assessed Value 51,523,351

Net Assessed Under Protest

* Public Service Protests Values are not included on this report.



Real	Count	Value
Agricultural	613	1,661,094
Commercial	5	15,669
Residential	32	319,405
Total Real Value	650	1,996,168
Homestead	47	47,000
Veteran	0	0
Other	0	0
Total Exempt	47	47,000

TIF Increment Value

Net Assessed 1,949,168

Net Assessed Under Protest

Senior Freeze	0	0
Capped Parcels	107	270,688

Personal	Count	Value
Agricultural	70	333,551
Commercial	34	5,762,268
Mobile Home	4	18,036
Total Personal	108	6,113,855
Total Exempt	0	0

TIF Increment Value

Net Assessed 6,113,855

Net Assessed Under Protest

Public Service	Count	Value
Total PS Value	9	291,829

TIF Increment Value

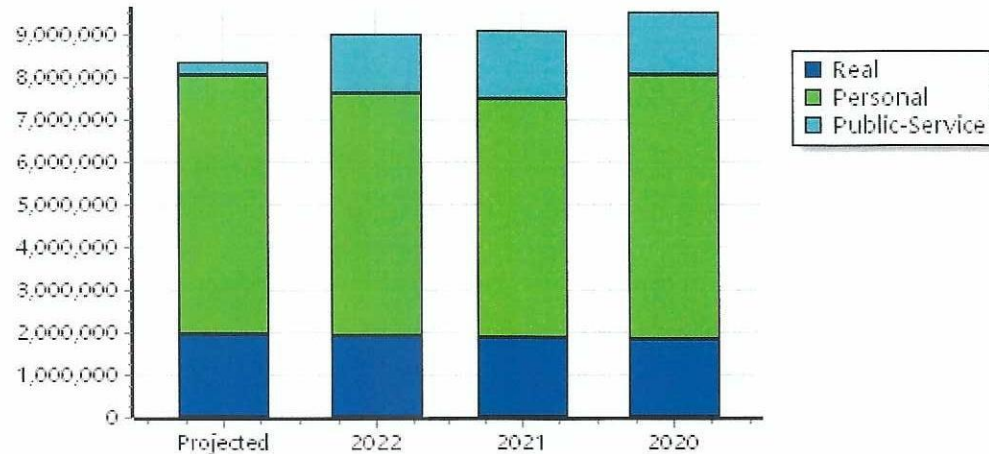
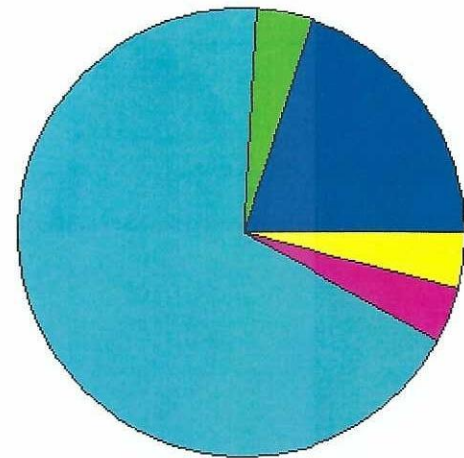
Net Assessed 291,829

District Totals

Total Gross Value	8,401,852
Homestead Loss	47,000
Other Exemption Loss	0
TIF Increment Value	
Retained TIF Value	
Net Assessed Value	8,354,852

Net Assessed Under Protest

* Public Service Protests Values are not included on this report.



Real	Count	Value
Agricultural	925	3,690,262
Commercial	51	147,767
Residential	244	1,066,743
Total Real Value	1,220	4,904,772

Homestead	128	126,500
Veteran	1	5,839
Other	0	0
Total Exempt	129	132,339

TIF Increment Value

Net Assessed 4,772,433

Net Assessed Under Protest

Senior Freeze	1	9,017
Capped Parcels	434	948,418

Personal	Count	Value
Agricultural	137	499,055
Commercial	61	18,619,051
Mobile Home	17	67,105
Total Personal	215	19,185,211

Total Exempt 0

TIF Increment Value

Net Assessed 19,185,211

Net Assessed Under Protest

Public Service	Count	Value
Total PS Value	16	1,891,900

TIF Increment Value

Net Assessed 1,891,900

District Totals

Total Gross Value	25,981,883
Homestead Loss	126,500
Other Exemption Loss	5,839

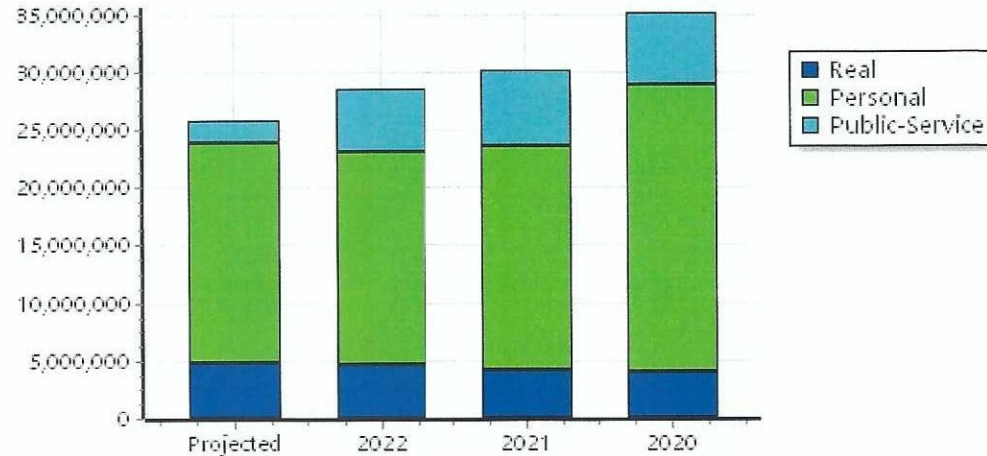
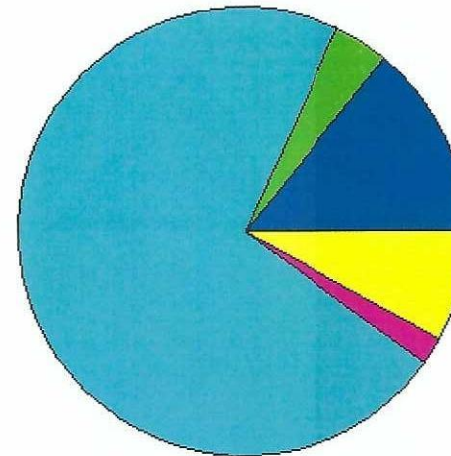
TIF Increment Value

Retained TIF Value

Net Assessed Value 25,849,544

Net Assessed Under Protest

* Public Service Protests Values are not included on this report.



Real	Count	Value
Agricultural	344	1,590,600
Commercial	20	372,786
Residential	44	249,884
Total Real Value	408	2,213,270

Homestead	36	35,945
Veteran	1	12,224
Other	0	0
Total Exempt	37	48,169

TIF Increment Value

Net Assessed 2,165,101

Net Assessed Under Protest

Senior Freeze	0	0
Capped Parcels	116	349,508

Personal	Count	Value
Agricultural	53	254,161
Commercial	50	11,347,825
Mobile Home	4	14,133
Total Personal	107	11,616,119

Total Exempt 0

TIF Increment Value

Net Assessed 11,616,119

Net Assessed Under Protest

Public Service	Count	Value
Total PS Value	15	611,218

TIF Increment Value

Net Assessed 611,218

District Totals

Total Gross Value	14,440,607
Homestead Loss	35,945
Other Exemption Loss	12,224

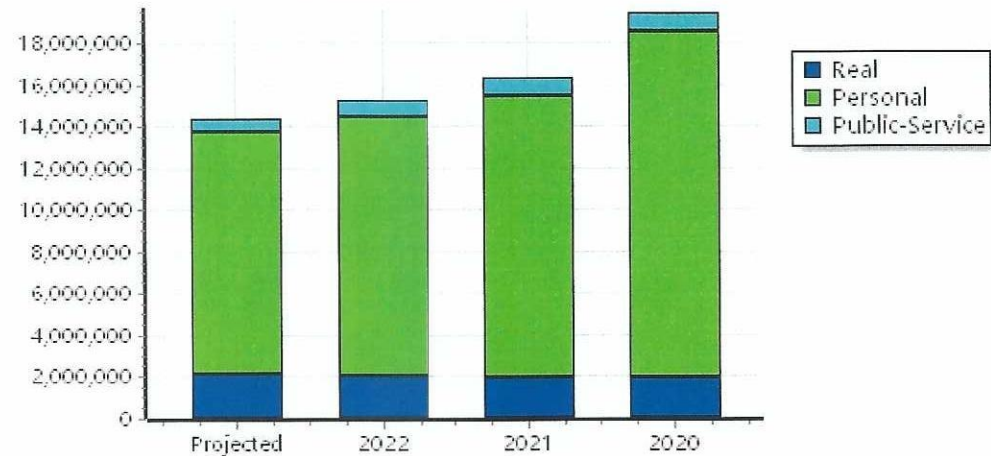
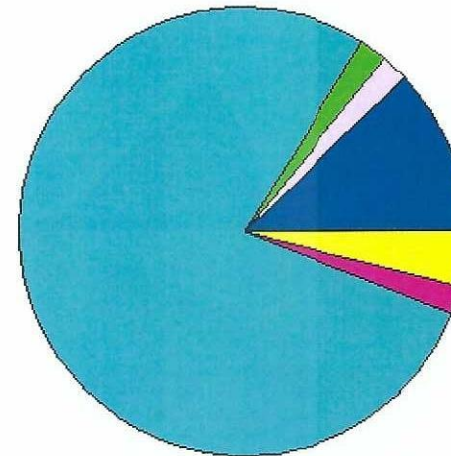
TIF Increment Value

Retained TIF Value

Net Assessed Value 14,392,438

Net Assessed Under Protest

* Public Service Protests Values are not included on this report.



Real	Count	Value
Agricultural	785	2,794,638
Commercial	57	275,248
Residential	490	2,861,429
Total Real Value	1,332	5,931,315
Homestead	157	158,250
Veteran	4	45,718
Other	0	0
Total Exempt	164	203,968

TIF Increment Value

Net Assessed 5,727,347

Net Assessed Under Protest

Senior Freeze	9	23,661
Capped Parcels	440	954,399

Personal	Count	Value
Agricultural	79	523,414
Commercial	55	19,621,817
Mobile Home	11	59,686
Total Personal	145	20,204,917
Total Exempt	0	0

TIF Increment Value

Net Assessed 20,204,917

Net Assessed Under Protest

Public Service	Count	Value
Total PS Value	22	2,294,060

TIF Increment Value

Net Assessed 2,294,060

District Totals

Total Gross Value	28,430,292
Homestead Loss	158,250
Other Exemption Loss	45,718

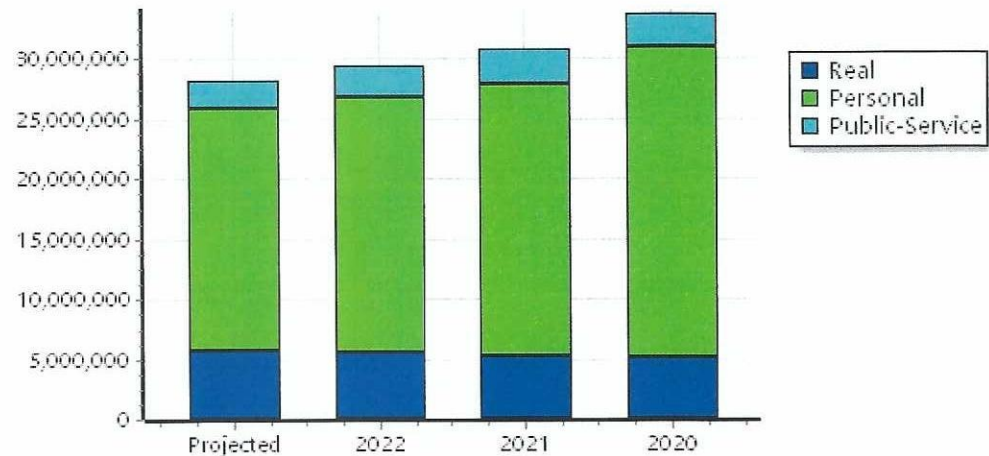
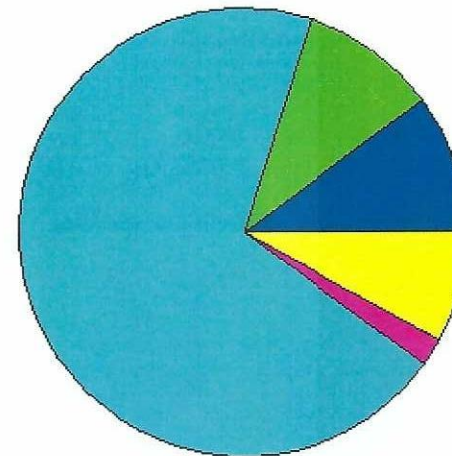
TIF Increment Value

Retained TIF Value

Net Assessed Value 28,226,324

Net Assessed Under Protest

* Public Service Protests Values are not included on this report.



Real	Count	Value
Agricultural	20	86,269
Commercial	0	0
Residential	2	49,901
Total Real Value	22	136,170
Homestead	3	3,000
Veteran	0	0
Other	0	0
Total Exempt	3	3,000

TIF Increment Value

Net Assessed 133,170

Net Assessed Under Protest

Senior Freeze	0	0
Capped Parcels	6	17,406

Personal	Count	Value
Agricultural	1	5,476
Commercial	8	481,188
Mobile Home	0	0
Total Personal	9	486,664
Total Exempt	0	0

TIF Increment Value

Net Assessed 486,664

Net Assessed Under Protest

Public Service	Count	Value
Total PS Value	5	33,722

TIF Increment Value

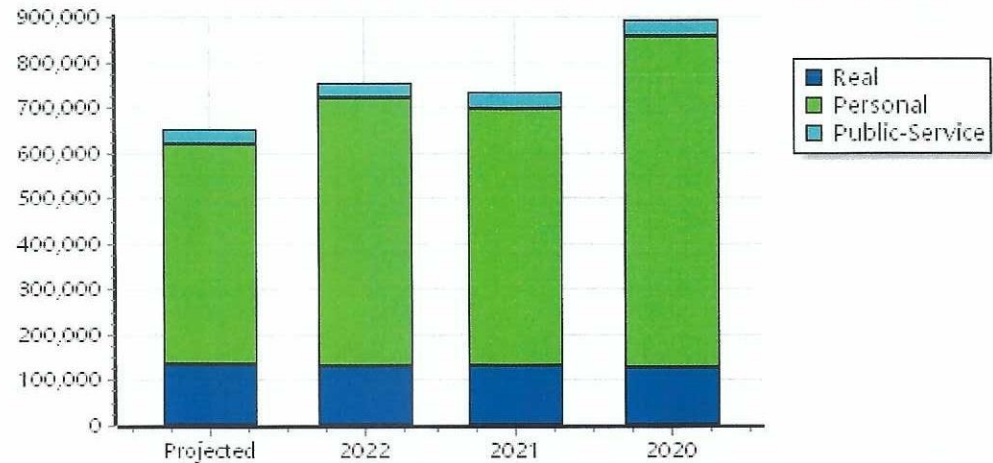
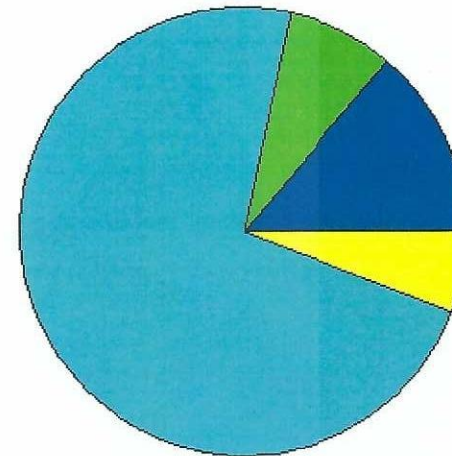
Net Assessed 33,722

District Totals

Total Gross Value	656,556
Homestead Loss	3,000
Other Exemption Loss	0
TIF Increment Value	
Retained TIF Value	
Net Assessed Value	653,556

Net Assessed Under Protest

* Public Service Protests Values are not included on this report.



Real	Count	Value
Agricultural	143	555,044
Commercial	3	5,410
Residential	53	166,099
Total Real Value	199	726,553
Homestead	27	28,000
Veteran	0	0
Other	0	0
Total Exempt	28	28,000

TIF Increment Value

Net Assessed 698,553

Net Assessed Under Protest

Senior Freeze	1	8,690
Capped Parcels	55	118,328

Personal	Count	Value
Agricultural	26	54,154
Commercial	17	6,430,285
Mobile Home	2	1,992
Total Personal	45	6,486,431
Total Exempt	0	0

TIF Increment Value

Net Assessed 6,486,431

Net Assessed Under Protest

Public Service	Count	Value
Total PS Value	10	798,643

TIF Increment Value

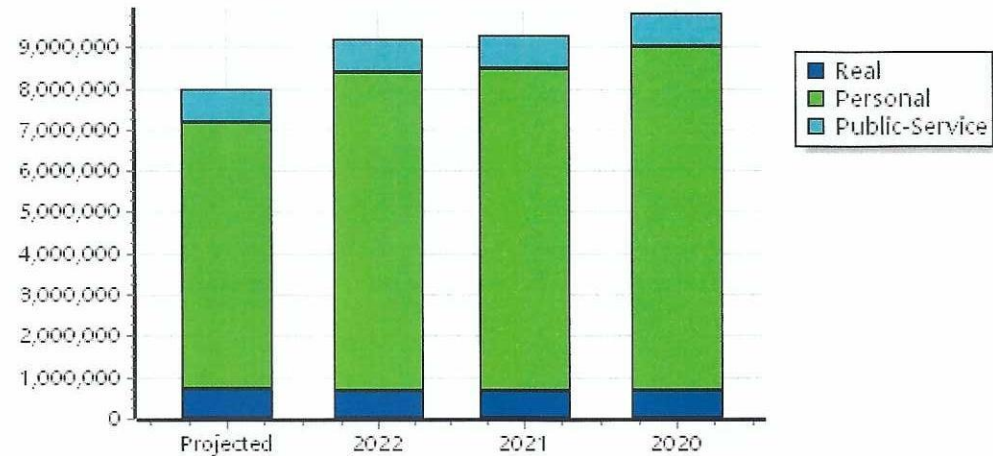
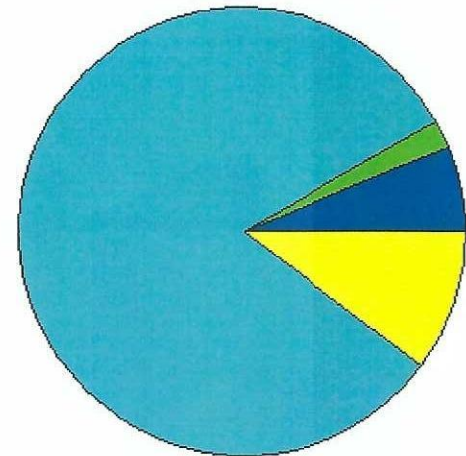
Net Assessed 798,643

District Totals

Total Gross Value	8,011,627
Homestead Loss	28,000
Other Exemption Loss	0
TIF Increment Value	
Retained TIF Value	
Net Assessed Value	7,983,627

Net Assessed Under Protest

* Public Service Protests Values are not included on this report.



Real	Count	Value
Agricultural	27	99,210
Commercial	0	0
Residential	4	40,574
Total Real Value	31	139,784
Homestead	2	2,000
Veteran	0	0
Other	0	0
Total Exempt	2	2,000

TIF Increment Value

Net Assessed 137,784

Net Assessed Under Protest

Senior Freeze	0	0
Capped Parcels	6	19,396

Personal	Count	Value
Agricultural	4	19,192
Commercial	6	604,224
Mobile Home	0	0
Total Personal	10	623,416
Total Exempt	0	0

TIF Increment Value

Net Assessed 623,416

Net Assessed Under Protest

Public Service	Count	Value
Total PS Value	6	207,686

TIF Increment Value

Net Assessed 207,686

District Totals

Total Gross Value	970,886
Homestead Loss	2,000
Other Exemption Loss	0

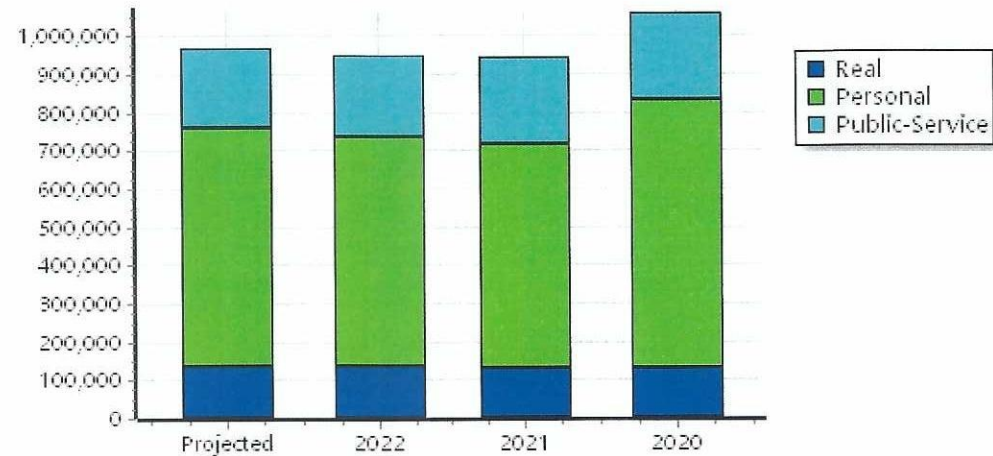
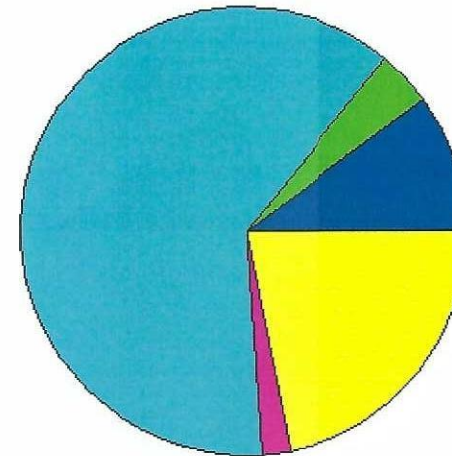
TIF Increment Value

Retained TIF Value

Net Assessed Value 968,886

Net Assessed Under Protest

* Public Service Protests Values are not included on this report.



Real	Count	Value
Agricultural	1,319	5,125,761
Commercial	80	653,444
Residential	593	3,367,887
Total Real Value	1,992	9,147,092
Homestead	225	227,195
Veteran	5	57,942
Other	0	0
Total Exempt	234	285,137

TIF Increment Value

Net Assessed 8,861,955

Net Assessed Under Protest

Senior Freeze	10	32,351
Capped Parcels	623	1,459,037

Personal	Count	Value
Agricultural	163	856,397
Commercial	136	38,485,339
Mobile Home	17	75,811
Total Personal	316	39,417,547
Total Exempt	0	0

TIF Increment Value

Net Assessed 39,417,547

Net Assessed Under Protest

Public Service	Count	Value
Total PS Value	58	3,945,329

TIF Increment Value

Net Assessed 3,945,329

District Totals

Total Gross Value	52,509,968
Homestead Loss	227,195
Other Exemption Loss	57,942

TIF Increment Value

Retained TIF Value

Net Assessed Value 52,224,831

Net Assessed Under Protest

* Public Service Protests Values are not included on this report.

